

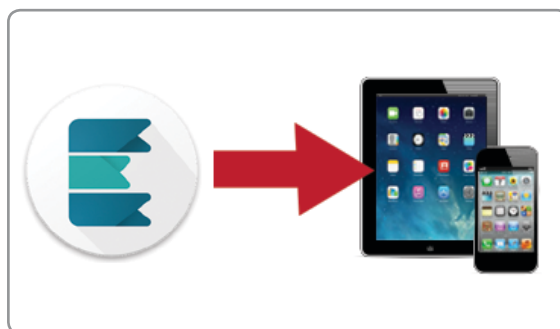
Pearson eText App for iPad® and Android™

Now you can experience *Pearson eText* on the go—anytime, anywhere—with the dynamic features of your iPad or Android device. The *Pearson eText* App provides the same features available to subscribers of the browser-based *MyLab*® and *Mastering*® with *Pearson eText*: full-text search, highlighting, note-taking, bookmarking, support for multimedia content, and glossaries. Plus, students can download chapters to work offline. *Pearson mobile eTexts* are only available for select titles.

Contact your Account General Manager for more information.

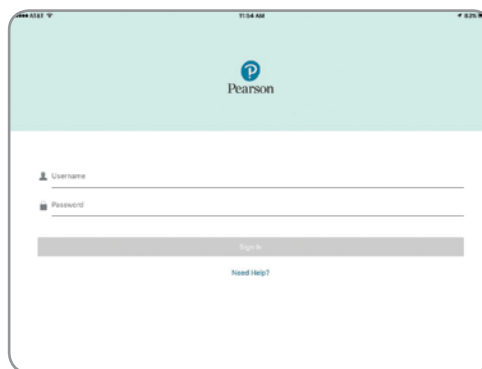
STEP 1: INSTALL THE PEARSON eTEXT APP

- From your mobile device, go to the App Store.
- Search for the *Pearson eText App* (not the *Pearson eText for School App*)
- Select *Pearson eText App*
- Review the system requirements and install the *Pearson eText App* on your mobile device.



STEP 2: SIGN IN

- On your mobile device, tap the App icon.
- Enter the new username and password you created during the *MyLab/Mastering* registration process, and tap **Sign In**.

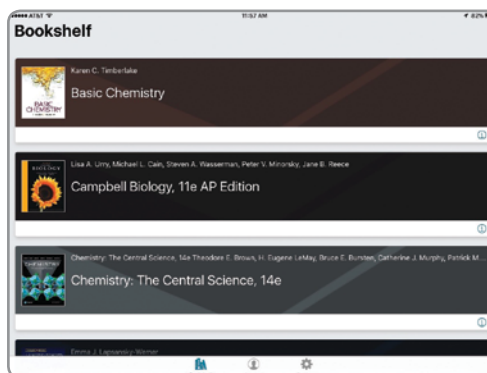


STEP 3: SELECT A TITLE

- From the bookshelf, touch a book image to open and begin.

TECHNICAL SUPPORT

For technical support, click **"Need Help?" on the app login page.**



For complete system requirements and browser setting information visit your *Mastering / MyLab* product support pages.

MyLab® and Mastering® are exclusive trademarks owned by Pearson PLC and/or its affiliates in the United States and/or other countries. Copyright © 2020 Savvas Learning Company LLC All Rights Reserved. Savvas™ and Savvas Learning Company™ are the exclusive trademarks of Savvas Learning Company LLC in the US and in other countries. Pearson and Pearson logo are registered trademarks of Pearson Education, Inc.