



Matching: CVC Words

Directions: Cut out the pictures. Using your finger, point to the boxes as you sound out each letter. Drag your finger along the rectangle as you blend the sounds to form a word. Match the picture to the word you formed.


f o x fox




b o x box



c a t cat



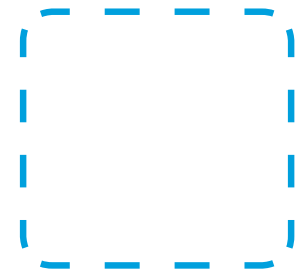
m a n man



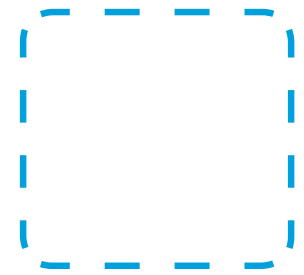
Matching: CVC Words

Directions: Cut out the pictures. Using your finger, point to the boxes as you sound out each letter. Drag your finger along the rectangle as you blend the sounds to form a word. Match the picture to the word you formed.

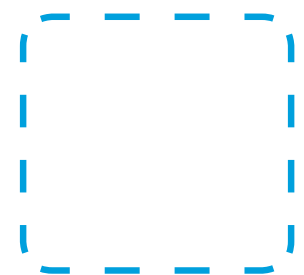
p o t pot



r u g rug



p i g pig




l e g leg




Matching: CVC Words

Directions: Cut out the pictures. Using your finger, point to the boxes as you sound out each letter. Drag your finger along the rectangle as you blend the sounds to form a word. Match the picture to the word you formed.


b e d bed



s u n sun



z i p zip




b a g bag




Matching: CVC Words

Directions: Cut out the pictures. Using your finger, point to the boxes as you sound out each letter. Drag your finger along the rectangle as you blend the sounds to form a word. Match the picture to the word you formed.

b u g bug




l i p lip



w e b web






h a t hat



CVC Images

Directions: Cut out the pictures. Using your finger, point to the boxes as you sound out each letter. Drag your finger along the rectangle as you blend the sounds to form a word. Match the picture to the word you formed.



PhotoCredit: Shutterstock

Matching: Blend CCVC Words

Directions: Cut out the pictures. Using your finger, point to the boxes as you sound out each letter. Drag your finger along the rectangle as you blend the sounds to form a word. Match the picture to the word you formed.

f l a g flag




s t a r star



c l a p clap



c r a b crab




Matching: Blend CCVC Words

Directions: Cut out the pictures. Using your finger, point to the boxes as you sound out each letter. Drag your finger along the rectangle as you blend the sounds to form a word. Match the picture to the word you formed.

t r a i n train

■ ■ ■ ■ ■



s l e d sled

■ ■ ■ ■



s t e p step

■ ■ ■ ■



s t e m stem


■ ■ ■ ■




Matching: Blend CCVC Words

Directions: Cut out the pictures. Using your finger, point to the boxes as you sound out each letter. Drag your finger along the rectangle as you blend the sounds to form a word. Match the picture to the word you formed.

s w i m swim



b l o w blow



s t o p stop



f r o g frog



Matching: Blend CCVC Words


Directions: Cut out the pictures. Using your finger, point to the boxes as you sound out each letter. Drag your finger along the rectangle as you blend the sounds to form a word. Match the picture to the word you formed.

g r o w grow 

■ ■ ■ ■

d r u m drum 

■ ■ ■ ■

t r u c k truck 


■ ■ ■ ■ ■

s p i n spin 

■ ■ ■ ■

Blended CCVC Images


Directions: Cut out the pictures. Using your finger, point to the boxes as you sound out each letter. Drag your finger along the rectangle as you blend the sounds to form a word. Match the picture to the word you formed.




PhotoCredit: Shutterstock

Matching: CVCC Words

Directions: Cut out the pictures. Using your finger, point to the boxes as you sound out each letter. Drag your finger along the rectangle as you blend the sounds to form a word. Match the picture to the word you formed.

b e l l **bell** 

★ ★ ★ ★

n e s t **nest** 

★ ★ ★ ★

y e l l **yell** 

★ ★ ★ ★

k i s s **kiss** 

★ ★ ★ ★


Matching: CVCC Words

Directions: Cut out the pictures. Using your finger, point to the boxes as you sound out each letter. Drag your finger along the rectangle as you blend the sounds to form a word. Match the picture to the word you formed.

f i s h **fish** 

—• —• —• —• —•

★ ★ ★ ★

h i l l **hill** 

—• —• —• —• —•

★ ★ ★ ★

k i n g **king** 

—• —• —• —• —•

★ ★ ★ ★

h a n d **hand** 

—• —• —• —• —•


★ ★ ★ ★

Matching: CVCC Words

Directions: Cut out the pictures. Using your finger, point to the boxes as you sound out each letter. Drag your finger along the rectangle as you blend the sounds to form a word. Match the picture to the word you formed.


b a n d band

★ ★ ★ ★



l a m p lamp

★ ★ ★ ★



r o c k rock

★ ★ ★ ★




s o c k sock

★ ★ ★ ★




Matching: CVCC Words

Directions: Cut out the pictures. Using your finger, point to the boxes as you sound out each letter. Drag your finger along the rectangle as you blend the sounds to form a word. Match the picture to the word you formed.

p o n d pond 


★ ★ ★ ★

d u c k duck 

★ ★ ★ ★

h u m p hump 

★ ★ ★ ★

b u l b bulb 

★ ★ ★ ★

CVCC Images

Directions: Cut out the pictures. Using your finger, point to the boxes as you sound out each letter. Drag your finger along the rectangle as you blend the sounds to form a word. Match the picture to the word you formed.



PhotoCredit: Shutterstock and Getty Images