

Matching: Blend CCVC Words

Directions: Cut out the pictures. Using your finger, point to the boxes as you sound out each letter. Drag your finger along the rectangle as you blend the sounds to form a word. Match the picture to the word you formed.

f l a g flag

■ ■ ■ ■



s t a r star

■ ■ ■ ■




c l a p clap

■ ■ ■ ■



c r a b crab

■ ■ ■ ■




Matching: Blend CCVC Words

Directions: Cut out the pictures. Using your finger, point to the boxes as you sound out each letter. Drag your finger along the rectangle as you blend the sounds to form a word. Match the picture to the word you formed.

t r a i n train

■ ■ ■ ■ ■



s l e d sled

■ ■ ■ ■



s t e p step

■ ■ ■ ■



s t e m stem


■ ■ ■ ■




Matching: Blend CCVC Words

Directions: Cut out the pictures. Using your finger, point to the boxes as you sound out each letter. Drag your finger along the rectangle as you blend the sounds to form a word. Match the picture to the word you formed.

s w i m swim



b l o w blow



s t o p stop



f r o g frog



Matching: Blend CCVC Words


Directions: Cut out the pictures. Using your finger, point to the boxes as you sound out each letter. Drag your finger along the rectangle as you blend the sounds to form a word. Match the picture to the word you formed.

g r o w grow 

■ ■ ■ ■

d r u m drum 

■ ■ ■ ■

t r u c k truck 



■ ■ ■ ■ ■

s p i n spin 

■ ■ ■ ■

Blended CCVC Images

Directions: Cut out the pictures. Using your finger, point to the boxes as you sound out each letter. Drag your finger along the rectangle as you blend the sounds to form a word. Match the picture to the word you formed.



PhotoCredit: Shutterstock