





Matching: CVC Words

Directions: Cut out the pictures. Using your finger, point to the boxes as you sound out each letter. Drag your finger along the rectangle as you blend the sounds to form a word. Match the picture to the word you formed.



f o x fox





b o x box



c a t cat



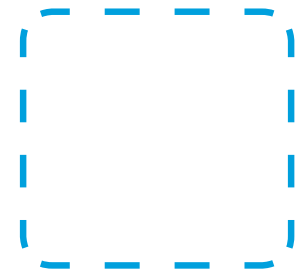
m a n man



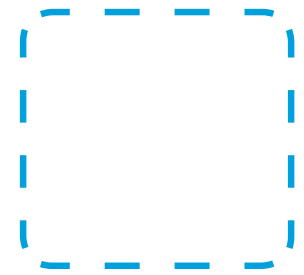
Matching: CVC Words

Directions: Cut out the pictures. Using your finger, point to the boxes as you sound out each letter. Drag your finger along the rectangle as you blend the sounds to form a word. Match the picture to the word you formed.

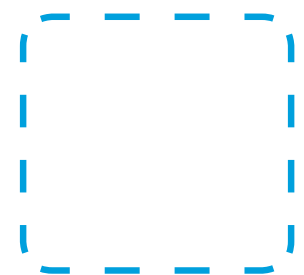
p o t pot



r u g rug



p i g pig




l e g leg




Matching: CVC Words

Directions: Cut out the pictures. Using your finger, point to the boxes as you sound out each letter. Drag your finger along the rectangle as you blend the sounds to form a word. Match the picture to the word you formed.


b e d bed



s u n sun



z i p zip




b a g bag




Matching: CVC Words

Directions: Cut out the pictures. Using your finger, point to the boxes as you sound out each letter. Drag your finger along the rectangle as you blend the sounds to form a word. Match the picture to the word you formed.

b u g bug




l i p lip



w e b web






h a t hat



CVC Images

Directions: Cut out the pictures. Using your finger, point to the boxes as you sound out each letter. Drag your finger along the rectangle as you blend the sounds to form a word. Match the picture to the word you formed.



PhotoCredit: Shutterstock